

**MIRRORSPACE : USING PROXIMITY AS AN
INTERFACE TO VIDEO-MEDIATED
COMMUNICATION**

ROUSSEL N / EVANS H / HANSEN H

Unité Mixte de Recherche 8623
CNRS-Université Paris Sud-LRI

07/2003

Rapport de Recherche N° 1363

CNRS – Université de Paris Sud
Centre d'Orsay
LABORATOIRE DE RECHERCHE EN INFORMATIQUE
Bâtiment 650
91405 ORSAY Cedex (France)

MirrorSpace: using proximity as an interface to video-mediated communication

Nicolas Roussel, Helen Evans & Heiko Hansen
Laboratoire de Recherche en Informatique & INRIA Futurs*
Bât 490, Université Paris-Sud XI
91405 Orsay Cedex, France
roussel@lri.fr

ABSTRACT

One of the advantages of video over audio for mediated communication is the ability to transmit non-verbal information. Physical proximity between people is a language for non-verbal communication that we all employ everyday, although we are barely aware of it. Yet, existing systems for video-mediated communication fail to fully take into account these proxemics aspects of communication. In this paper, we present MirrorSpace, a video communication system that uses proximity as an interface to provide smooth transitions from general visual awareness to very close and intimate forms of communication. After introducing some related work, we provide an overview of the design concept of MirrorSpace. We then present some details of its implementation. Finally, we describe some initial user reactions to this system and conclude with directions for future research.

Keywords

Video-mediated communication, proxemics, mirror metaphor, visual awareness, intimate communication.

1. INTRODUCTION

One of the advantages of video over audio for mediated communication is the ability to transmit non-verbal information. However, as Grayson and Coventry point out, while many studies have focused on eye gaze and gesture in video-mediated communication, little work has been carried out on *proxemics*, one of the most fundamental elements of non-verbal communication [14].

The term proxemics refers to the study of spatial distances between individuals in different cultures and situations. It was coined by E.T. Hall in 1963 when he investigated man's appreciation and use of personal space. Hall's model lists four distances which Northern Americans use in the structuring of personal dynamic space [15]: *intimate* (less than 30cm), *personal* (between 45cm and 120cm), *social* (between 1,2m

and 3,65m) and *public* (more than 3,65m). For each communication situation, there is a distance within these four categories that we find appropriate, based on our cultural background and on the particular context of the situation. If the perceived distance is inappropriate, we become uncomfortable and we usually adjust it by physically moving closer or further away, or even simply turning our head or looking in another direction.

Physical proximity between people is a language employed everyday by us all, although we are barely aware of it. We constantly use space and distance to define and negotiate the interface between private and public matter, particularly during the moments leading up to contact. By altering our physical distance from other people in a space, we communicate subtle messages such as our willingness to engage into dialogue with them, the desire for more intimacy or a lack of interest. As noted by Dunne and Raby, this sense of distance is not only visual but also acoustic and olfactory [7].

The nature of a conversation can often correspond to a particular handling of space. For example, certain feelings or emotions are difficult to share unless the two partners are in the proper conversational zone. Similarly, trying to tell a secret to someone across the street is not only difficult but also somehow negates the confidentiality of the message. Existing systems for video-mediated communication fail to take into account the proxemics aspects of communication. Although some of the people who designed the systems understood the importance of these aspects, they failed to fully provide the support they require.

In this paper, we present MirrorSpace, a video communication system that uses proximity as an interface to provide smooth transitions from general visual awareness to very close and intimate forms of communication. The rest of the paper is organized as follows. After introducing some related work, we provide an overview of the design concept of MirrorSpace. We then present some details of its implementation. Finally, we describe some initial user reactions to this system and conclude with directions for future research.

Space left
for the copyright notice

* projet In Situ, Pôle Commun de Recherche en Informatique du plateau de Saclay, CNRS, Ecole Polytechnique, INRIA, Université Paris-Sud

2. RELATED WORK

Most video communication systems are based on a glass pane metaphor. VideoWindow [10] probably best illustrates this concept, displaying remote people as life-sized images on a large vertical surface and thus making them appear as if they were seen through a virtual window. The glass pane metaphor provides a sense of shared space and supports gesture-based communication. However, the authors of VideoWindow also point out that even with life-sized images, the psychological distance to someone at the other end of the system is still greater than that in a comparable face-to-face situation. They conclude, "In spite of its value, VideoWindow does not provide the same degree of social intimacy as face-to-face interaction".

One related problem is that the commutative properties of face-to-face interaction (i.e. I can see/hear you if you can see/hear me) are usually hard to preserve. In particular, the distance between the camera position and the image of a remote person's eyes can make eye contact and gaze awareness a real challenge. As the camera is usually placed on top or aside the display, the remote people never seem fully engaged as they always appear to be looking slightly off, in another direction. In order to give the impression of looking into someone's eyes, one has to look at the camera and thus can no longer see where the other person is looking.

A number of solutions to gaze awareness problems have been proposed. MAJIC [20], for example, uses a camera placed behind a large semi-transparent display screen to support eye contact in multiparty videoconferences. In [2], Buxton and Moran relate how Smith and Newman managed to put the camera right in the line of sight by placing a mirror and a half silvered mirror in front of a monitor, creating what they called a Reciprocal Video Tunnel. ClearBoard [16] uses a similar mirror-based technique to put the camera behind the display surface and supports both eye contact and gaze awareness in close collaboration situations based on shared drawing.

As a cultural artefact, the mirror has a prominent position in the creation and expression of aesthetics. Throughout Western culture narratives such as the Narcissus myth, *Snow White* or *Through the Looking Glass*, it has come to many different meanings including vanity, deception, identity or a passage to another world. Unsurprisingly, a number of interactive art installations have picked up on these meanings and taken advantage of the universal and irresistible fascination for self-image. Examples of these works include Videoplace [17], Liquid Views [11], Mass Hallucinations [5], the Electronic Mirror [19] and the Wooden Mirror [25].

Instead of the glass pane metaphor chosen by VideoWindow, MAJIC and ClearBoard, several systems have used a mirror metaphor to provide seductive and pleasant-to-use interfaces to video communication services. HyperMirror [18], for example, shows the images of local as well as remote participants on a single screen, making them believe they are all in one room and looking at themselves in a mirror. Reflexion [3] is a similar system that adds audio and video analysis to track which participant is speaking and singularize his or her image. The Well [23] also uses a mirror-like video projection system - but this time, horizontal - to support informal interactions between small distributed groups of people. The mirror metaphor offers an interesting potential to attract people to a video-based system and invite them to interact with it. As demonstrated by [18], it also helps reduce

the psychological distance between local and remote participants by displaying them side-by-side.

No matter the metaphor, virtual window or mirror, the interpersonal distance perceived by participants determines in great part the suitability of a video communication system for a particular context. ClearBoard, for example, creates the impression of standing about one meter away from the other person, which corresponds to the *personal* distance of Hall's classification. This has a number of implications [16]. First of all, although perfectly suited for use with friends and colleagues, this distance might seem too small for a formal meeting with a person of a higher rank. Another consequence is that while ClearBoard makes it easy to establish eye contact, it also makes it difficult to avoid. Users of VideoWindow experienced the same problem and "went to great lengths to avoid eye contact" when they wanted to avoid conversation [10].

ClearBoard authors suggest that the media (i.e. the video communication system) could provide users with some control over the virtual (perceived) interpersonal distance [16]. As noted by MAJIC authors, this distance is influenced by many factors such as the spatial distance from the display, the size and quality of the video images, backdrops or voice fidelity [20]. In [13], Grayson and Anderson show that perceived proximity can be affected by changes in camera zoom. The potential exists for proximity as a form of non-verbal communication to affect behavior in video-mediated interactions. Yet, very little work has been carried out on the control over perceived proximity.

Over the last few years, a number of systems have been designed to support lightweight, intimate and emotional communication over distance. Most of these systems use haptic sensing and feedback to convey information [1, 4, 6, 8, 24]. Some of them also use lighting, sound, temperature or even scent [6, 24, 26]. Surprisingly though, none of these systems uses the images of the participants. According to [9], intimacy deals with the subjective match between the behavior of a device and the operation of that device: when a person has a high degree of intimacy with a device, they can communicate ideas and emotions effectively through it as if it were an extension of themselves. Therefore, in order to support intimate communication through a video system, the challenge might be to create an intimate relationship between the users and the system.

3. MIRRORSPACE CONCEPT

MirrorSpace was originally conceived as a prototype for the interLiving¹ project of the European *Disappearing Computer* initiative. A first video mock-up illustrating its design concept was made in October 2002. The project then evolved into an interactive video installation that was first publicly displayed at *Jeune Création*² (Figure 1), an art exhibition that took place at the Grande Halle de la Villette, in Paris, in February 2003.

The MirrorSpace project aims at creating an original personal video communication system that takes physical proximity into account. Whereas existing systems aim at creating a single shared space corresponding to a particular interpersonal

¹ <http://interliving.kth.se/>

² <http://jeune.creation.free.fr/>

distance, the goal of MirrorSpace is instead to create a continuum of space that will allow a variety of interpersonal relationships to be expressed. Our work focuses on the understanding of how people's interactions can trigger smooth transitions between situations as extreme as general awareness of remote activity where anonymity is preserved to intimate situations where people can look into the eyes of a remote person. By observing behaviors in the real world and conceptualizing distance as a relative variable, we aim at using the existing language of proximity as an interface to the video communication system.

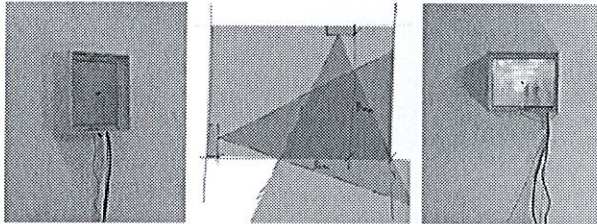


Figure 1: MirrorSpace installation at *Jeune Création*.

As the name suggests, MirrorSpace relies on the mirror metaphor. Live video streams from all places connected through the system are superimposed on a single display on each site so that people see their own reflection combined with the ones of the remote persons. A real mirror is already perceived as a surface for mediating communication with its own rules and protocols. As an example, making eye contact with a stranger through a mirror is usually considered less intrusive than direct eye contact. Since the mirror is already associated to this idea of reaching out to other people and other spaces, we believe it is the ideal enabling metaphor for establishing a new communication experience.

MirrorSpace units display images of the participants and thus require at least one camera. As we aim to support intimate forms of communication, it felt important to us that people could actually look into each other's eyes and possibly merge their portraits into one, so the camera was placed right in the middle of the screen. This setup allows participants to come very close to the camera while still being able to see the remote people and interact with them (Figure 2).




Figure 2: Two visitors of the *Jeune Création* exhibition interacting through MirrorSpace.

In addition to the camera and the display, MirrorSpace units include a proximity sensor that measures the distance to the closest object or person in front of it. This distance is used by MirrorSpace to alter the remote images displayed, and possibly the local one. A blur filter is applied on the images to visually express a distance computed from the local and remote sensor values. Blurring distant objects and people allows one to perceive their movement or passing with a minimum involvement. It also offers a simple way of initiating

or avoiding a change to a more engaged form of communication by simply moving closer or further away.

4. IMPLEMENTATION DETAILS

Two MirrorSpace units were built for the *Jeune Création* exhibition where they were presented to the public during 11 days. The two units were placed inside a 3x3m cubicle (Figure 1). Note that this setup was not ideal since a person in front of one unit could see the other unit and that it was possible to be seen by the two cameras at the same time. In the following subsections, we describe the hardware and software parts that were used to build and operate these two prototypes.

4.1 Hardware Configuration

Each MirrorSpace unit is made of a 19" TFT flat screen, a camera, a proximity sensor and a computer that runs dedicated software. The units have been designed to minimize their technological appearance so they can discreetly blend in their environment. The screen and its attached sensors are placed into a wooden box, protected by a transparent glass. The computer is hidden in another wooden box. The wires running between the two boxes are tied together and would ideally be hidden as well, although it was not the case for the exhibition. Figure 3 shows a close-up of one screen with sensor locations indicated.




Figure 3: Location of the image and proximity sensors.

Standard USB webcams usually consist of a CMOS or CCD image sensor, a lens holder and a lens, and a logic board to communicate with the computer and possibly process the images. The image sensor itself is very small. The size of the lens holder and the lens is also quite small, about 1cm diameter. We took a Philips ToUcam Pro³, disassembled it and placed the image sensor with the lens in the centre of the screen. We connected the sensor back to the logic board using hair thin isolated wires running over the screen surface. As early informal tests quickly confirmed, the lens is hardly noticeable once placed onto the screen since people are generally focused on the images displayed rather than the screen itself.

The proximity sensor used is a Devantech SRF04⁴. It is a compact micro-controlled ultrasonic range finder that measures distances between 3cm and 3m. The sensor was placed at the bottom of the screen and connected to a Parallax BASIC Stamp chip⁵ itself connected to the computer via a

³ <http://www.pc-cameras.philips.com/>

⁴ <http://www.robot-electronics.co.uk/>

⁵ <http://www.parallax.com/>

serial interface. The Stamp chip is programmed to send a normalized distance value between 0 and 255 over the serial line every time a change is detected in the value given by the ultrasonic sensor.

The computer associated to each MirrorSpace unit is an Apple PowerMac Cube equipped with a 450 MHz G4 processor, 256 MB of memory and an ATI Rage 128 Pro graphics card. These machines will probably be replaced by faster ones in the future but were powerful enough to run our specific software. A 100 Mbits/sec Ethernet network was set up for the exhibition to connect the two units.

4.2 Image Capture and Proximity Sensing

The software used by MirrorSpace is written in C++ and uses the videoSpace library [22] to capture SIF images (320x240 pixels) from the camera in real-time. In addition to real-time image sources, videoSpace also supports networked and pre-recorded streams. During the development of the software, this facility was used to test several versions of the blur filter on the same pre-recorded movie. This might also be used in the future to mix live MirrorSpace images with pre-recorded streams or images from other real-time sources.

In a similar way, the software does not make any assumption on the nature of the proximity sensor. In addition to the serial-based ultrasonic sensor, two other classes of sensors were implemented for debugging purpose: a keyboard-based simulator and a random one based on a coherent noise function [21]. In fact, a microphone could even replace the proximity sensor so that the sound level, and not a distance, would control the blur effect. This, however, would radically change the nature of MirrorSpace.

4.3 Networking Aspects

Although only two were used for the exhibition, the MirrorSpace software doesn't make any assumption on the number of connected units. Each instance of the program uses the Multicast DNS and DNS Service Discovery technologies from the IETF Zeroconf Working Group⁶ to automatically find other instances running on the same network. This makes MirrorSpace a plug-and-play networked application: there is no need to specify any IP address or port number and new instances can be added or removed at any time.

A UDP multicast group address allocation server is automatically started by the first instance launched if none was available on the network at that time. When launched, each instance requests an address from this server and announces it through the Multicast DNS service⁷. Proximity sensor values and images captured by the unit are then sent on the network using that address with a best-effort strategy (images are transmitted as JPEG data compressed to fit in a single datagram).

As they are multicoated on a publicly announced group address, sensor data and images from one unit are available to all the other MirrorSpace instances running on the same network. In addition, they are also available to any other program running on that network. This allowed us to develop

⁶ <http://www.zeroconf.org/>

⁷ the multicast address allocation server also announces itself through the Multicast DNS service, so it can be found by MirrorSpace instances whatever machine it's running on

another application that saves the graphical composition of the MirrorSpace images into a file instead of displaying it on a screen.

Multicast DNS is intended for use on small networks with no infrastructure support. Although this approach is very flexible and allowed us to experiment with different configurations including one with 5 instances running, it would not work on a long distance network. In that case, IP addresses and port numbers would need to be exchanged in advance and multiple TCP or UDP transmissions would be necessary to send sensor values and images to the other instances.

4.4 Image Compositing

The MirrorSpace software uses OpenGL to display a graphical composition created from the sensor values and images of the local unit and the remotely connected ones. The compositing process applies a blur filter on the image of each unit and superimposes them using alpha blending (Figure 4). The resulting composition is flipped horizontally before display to produce the expected mirror effect.



Figure 4: Sample composition of two MirrorSpace images.

The proximity sensors give the MirrorSpace application values between 0 (close) and 255 (far away). A function specified at run-time re-scales these values between 0 and 255. This function provides a way of configuring a MirrorSpace unit for the particular place where it is installed. As an example, the function can reduce the active sensor range by mapping all values greater than a certain threshold to 255.



Figure 5: Blur filter applied to images showing a person approaching the sensor.

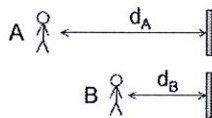
The blur effect is implemented with a box-filtering algorithm based on a two-pass incremental motion blur (the first pass

does a horizontal blur, the second a vertical one). The size of the filter (i.e. the number of neighbors taken into account for one pixel) determines the blur level: the bigger it is, the more blurred the image will be. However, the complexity of the algorithm depends only on the image size and not on the filter size. In other words, blurring a lot does not take more time than blurring a little.

The scaled sensor values of all the connected units are used to compute the blur level to apply to each image. Three different computation modes have been investigated so far.

Using the distance between people and their screen

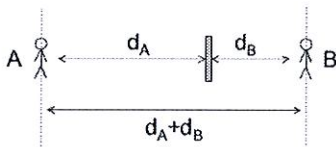
In this mode, the blur level of an image depends only on the corresponding sensor value. Hence, in the situation illustrated below, the image of A would be blurred in proportion to d_A and the image of B would be blurred in proportion to d_B .



This mode is the one we used during the *Jeune Création* exhibition (Figure 5). It is quite intuitive as it corresponds to what we expect from our experience with real mirrors: objects and people close to the mirror are better perceived than those far away. It is also quite amusing because it allows people to slowly disappear as they move away from the screen.

Using the added distances between people and their screen

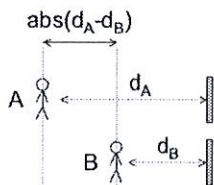
In this mode, the local image is not blurred. The blur level of the other images depends on the sum of the corresponding sensor value and the local one. In the situation illustrated below, A (resp B) would see B (resp A)'s image blurred in proportion to d_A+d_B .



This mode is interesting because it allows people to move forward or backward to alter not only their own image but also the image of the remote persons. By moving away from the screen, one can still slowly disappear. However, in this case, the other people can follow that person to a certain extent (which is even more fun!).

Using the virtual relative distance between people

In this mode, as in the previous one, the local image is not blurred. The blur level of the other images depends on the difference between the corresponding sensor value and the local one. In the situation illustrated below, A (resp B) would see B (resp A)'s image blurred in proportion to $\text{abs}(d_A-d_B)$.



We believe such a mode would allow having multiple "islands" of communication aligned in front of the sensor. However, a lot of space and more than two units are needed in order to experiment with this mode, which is why it hasn't really been tested yet.

4.5 Configuration Management

As we have seen in the previous subsections, a number of parameters affecting the software operation can be specified at run-time including the video source, the sensor type, the sensor re-scaling function and the composition method. In order to facilitate the development and testing of the software, a small interface has been written in Tcl/Tk that allows to edit and test a configuration and save it into a file for later reuse.

An OpenGL-based interface has also been developed to allow non-programmer users to specify a re-scaling function by giving a set of points between which the function is linearly interpolated (Figure 6).

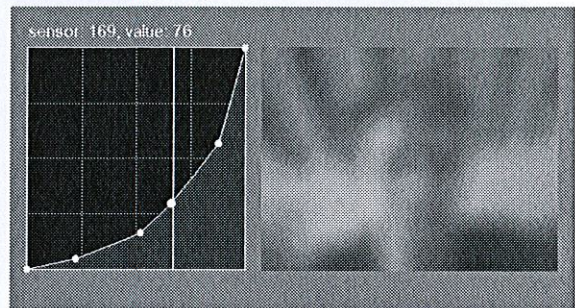


Figure 6: Graphical interface used to specify the re-scaling function. The yellow vertical line indicates the current sensor value. Control points can be added, moved or deleted using the mouse.

5. INITIAL USER REACTIONS

As mentioned earlier, the two MirrorSpace units created for *Jeune Création* were made available to the public during 11 days. Several hours of video were shot during that period of time, showing both visitors interacting with the units and what was displayed on the screens. Although the context of this exhibition is not exactly representative of a remote video communication, a number of observations are worth reporting as they are probably related to the nature of MirrorSpace itself rather than this particular context.

The modest performance of the computers used for the installation introduced a small delay (up to 500 milliseconds) between the capture and the display of images. As we were testing the software, we tried our best to reduce this delay. However, it turned out that most people didn't pay attention to it and some of them did like it: they were running back and forth to play with their own image and see the blur effect in action. Some even thought the delay had been introduced on purpose. This underlines the important difference between the technical preoccupations usually associated with video and a system like MirrorSpace that focuses on the uses of the images.

Artists like Dan Graham already used time-delay mechanisms in mirror-based installations to allow viewers to see themselves as both *subject* and *object* [12]. We believe that one of the reasons why people were not bothered by the delay is that it affected both the remote person's image as well as

their own and was thus immediately perceived and understood. However, it is not clear whether the understanding would be the same in the case of a real remote communication. This should definitely be investigated in the future.

Almost all visitors of the exhibition agreed on one point: interacting with MirrorSpace is fun. As we said, many of them played with their own image and the blur effect. One fireman who was there on duty reported that he liked to "dance in front of the mirror" on his own from time to time. People didn't hesitate to make a fool of themselves and many took pictures or recorded video clips of themselves and other people interacting through the system (Figure 7).



Figure 7: People playing with MirrorSpace.

When they saw another person appearing next to them on the screen, many people turned over, looking for that person behind them. This clearly shows that the superposition of the images creates a sense of sharing the same space. It also shows that MirrorSpace is perceived as a mirror and not as a remote video communication system. In fact, the majority of the people didn't think about the camera at all. Only after playing with the system for some time, they suddenly asked surprised "where is the camera?". Similarly, many people thought that the blur effect was due to the camera optics and were surprised when we showed them the box containing the computers and explained that was where the magic happened.

The superposition of the images allows not only to share space but also to become one. People who were visiting the exhibition with friends or relatives immediately understood that and tried to overlay their faces (Figure 8). Some went as far as kissing each other. At the same time, other persons were surprised and even disturbed to find strangers able to come so close to them. In that case, they simply backed away, which made their own image disappear smoothly with the blur effect. This shows that MirrorSpace can be used as an intimate communication device and, at the same time, supports at least part of the proximity language we are used to.



Figure 8: People trying to overlay their faces.

6. DIRECTIONS FOR FUTURE WORK

One important step for future studies of MirrorSpace will be the building of other units that will allow us to experiment the different blur level computation modes with more participants. We plan to deploy and demonstrate the system in various contexts (e.g. other art exhibitions, workshops of the

interLiving project, scientific conferences). Clearly, our work on MirrorSpace isn't finished. One could say it has only begun...

On the software side, we are currently developing another software that will take advantage of our multicast architecture to make the display of a MirrorSpace installation available on the Internet as a set of periodically updated pictures or as a video stream. This should help us monitor future installations more easily and will thus ease their documentation. We are also refining the code responsible for reading ultrasonic sensor values. The basic idea is to interpolate between consecutive values instead of using them directly to prevent fast and big changes and impose smooth transitions instead. This should make the blur effect feel more natural in the future. Finally, we plan to add some gamma correction code to deal with poor lighting conditions.

The wooden boxes containing the screen and the sensors are being redesigned. We are investigating the use of bigger plasma screens instead of the current 19" TFT screens. We are also investigating ways of putting a real mirror in front of the screen to push further the augmented mirror metaphor. Some lighting might also be integrated into the boxes. The machines used to run the software will probably be replaced by others with faster CPUs and a better graphics hardware. This might have interesting consequences on the interaction with the system since it will probably result in a diminution of the delay.

We are currently working on the design of an auditory equivalent to MirrorSpace that will be combined with it in future installations. In its current state, it consists of a program that gets proximity sensor values from the multicast channels, translates them into MIDI commands and sends these commands to a running Max/MSP⁸ application. This application is then able to synthesize artificial sounds or process audio signals recorded from a set of microphones. The challenge here is to design an equivalent to the blur effect that would provide general audible awareness of people far away from the sensor and spoken communication with them as they move closer.

7. CONCLUSION

We hope that this paper will help the Multimedia research community realize the importance of the understanding of proxemics for the design of video-mediated communication systems. We have shown that existing systems fail to take these proxemics aspects into account. We have introduced MirrorSpace, a new system that uses proximity as an interface to video-mediated communication. The design concept of this system as well as details of its implementation have been described. We have also described some user reactions to a presentation of the system that was made during a recent art exhibition. These initial reactions show that MirrorSpace supports smooth transitions from general visual awareness to very close and intimate forms of communication. We strongly believe that the use of proximity as an interface to computer-mediated communication is a promising research direction. We plan to continue this work on image-based communication and to apply the ideas described in this paper to other forms of communication as well.

⁸ <http://www.cycling74.com/products/maxmsp.html>

8. AVAILABILITY

MirrorSpace and videoSpace are available in source code from
<http://www.lri.fr/~roussel/software/>

A video presenting MirrorSpace is also available from
<http://www.lri.fr/~roussel/projects/mirrorSpace/>

9. ACKNOWLEDGMENTS

This work is supported by the European Union as part of the interLiving project of the Disappearing Computer initiative (FET/IST). The authors would like to thank Stéphane Conversy for his precious help in setting up the installation at *Jeune Création* and his current work on the design of an auditory experience to be associated with MirrorSpace.

10. REFERENCES

- [1] S. Brave and A. Dahley. *inTouch: a medium for haptic interpersonal communication*. In extended abstracts of ACM CHI'1997, pages 363-364. ACM Press, 1997.
- [2] W. Buxton and T. Moran. *EuroPARC's Integrated Interactive Intermedia Facility (IIF): Early Experiences*. In Multi-User Interfaces and Applications, pages 11-34. S. Gibbs and A.A. Verrijn-Stuart, North-Holland, September 1990. Proc. of IFIP WG8.4 Conference, Heraklion, Greece.
- [3] C. Cullinan and S. Agamanolis. *Reflexion: a responsive virtual mirror*. Poster presented at ACM UIST 2002, Paris. ACM Press, October 2002.
- [4] A. Chang, B. Resner, B. Koerner, X. Wang, and H. Ishii. *Lumitouch: an emotional communication device*. In extended abstracts of CHI'2001, pages 313-314. ACM Press, 2001.
- [5] T. Darrell, G. Gordon, M. Harville, and J. Woodfill. *Integrated person tracking using stereo, color, and pattern detection*. In Proceedings of the Conference on Computer Vision and Pattern Recognition, Santa Barbara, pages 601-609, June 1998.
- [6] C. Dodge. *The Bed: a medium for intimate communication*. In extended abstracts of CHI'1997, pages 371-372. ACM Press, 1997.
- [7] A. Dunne and F. Raby. *Fields and thresholds*, November 1994. Doors of Perception II, Amsterdam. <http://www.crd.rca.ac.uk/dunne-raby/publications/fields.html>
- [8] B.J. Fogg, L. Cutler, P. Arnold, and C. Eisbach. *HandJive: a device for interpersonal haptic entertainment*. In Proceedings of ACM CHI'98, Los Angeles, pages 57-64. ACM Press, April 1998.
- [9] S. Fels. *Intimacy and embodiment: implications for art and technology*. In Proceedings of ACM Multimedia 2000, pages 13-16. ACM Press, 2000.
- [10] R.S. Fish, R.E. Kraut, and B.L. Chalfonte. *The VideoWindow system in informal communication*. In Proceedings of ACM CSCW'90, pages 1-11. ACM Press, October 1990.
- [11] M. Fleischmann, W. Strauss, and C. Bohn. *Liquid views: rigid waves*. In Electronic art and animation catalog of ACM SIGGRAPH 1998, page 21. ACM Press, 1998.
- [12] D. Graham. *Opposing Mirrors and Video Monitors on Time Delay*, 1974. http://www.sfmoma.org/collections/media_arts/ma_coll_graham.html
- [13] D. Grayson and A. Anderson. *Perceptions of proximity in video conferencing*. In extended abstracts of ACM CHI 2002, pages 596-597. ACM Press, 2002.
- [14] D. Grayson and L. Coventry. *The effects of visual proxemic information in video mediated communication*. SIGCHI Bulletin, 30(3):30-39, July 1998.
- [15] E.T. Hall. *The Hidden Dimension: Man's use of Space in Public and Private*. Doubleday, New York, 1966.
- [16] H. Ishii, M. Kobayashi, and J. Grudin. *Integration of interpersonal space and shared workspace: ClearBoard design and experiments*. ACM Transactions on Information Systems, 11(4):349-375, October 1993.
- [17] M. Krueger, T. Gionfriddo, and K. Hinrichsen. *Videoplace - an artificial reality*. In Proceedings of ACM CHI'85, pages 35-40. ACM Press, 1985.
- [18] O. Morikawa and T. Maesako. *HyperMirror: toward pleasant-to-use video mediated communication system*. In Proceeding of ACM CSCW'98, Seattle, Mass., pages 149-158. ACM Press, 1998.
- [19] C. Moeller and D. Schmitt. *Electronic mirror*, February 1993. <http://users.design.ucla.edu/projects/arc/cm/cm/static/EIpage35.html>
- [20] K.-I. Okada, F. Maeda, Y. Ichikawaa, and Y. Matsushita. *Multiparty videoconferencing at virtual social distance: MAJIC design*. In Proceedings of ACM CSCW'94, pages 385-393. ACM Press, October 1994.
- [21] K. Perlin. *An image synthesizer*. In Proceedings of SIGGRAPH 1985, pages 287-296. ACM Press, 1985.
- [22] N. Roussel. *Exploring new uses of video with videoSpace*. In R. Little and L. Nigay, editors, Proceedings of EHCI'01, volume 2254 of Lecture Notes in Computer Science, pages 73-90. Springer, 2001.
- [23] N. Roussel. *Experiences in the design of the well, a group communication device for teleconviviality*. In Proceedings of ACM Multimedia 2002, pages 146-152. ACM Press, December 2002.
- [24] R. Strong and W. Gaver. *Feather, scent and shaker: supporting simple intimacy*. In Proceedings of ACM CSCW'96. ACM Press, November 1996.
- [25] K. Sullivan. *About the Cover: Between analogue and Digital*. Computer Graphics, SIGGRAPH newsletter, 34(3):7-8, August 2000.
- [26] J. Waterworth and E. Waterworth. *In tent, in touch: beings in seclusion and in transit*. In extended abstracts of ACM CHI'2001, pages 303-304. ACM Press, 2001.

RAPPORTS INTERNES AU LRI - ANNEE 2003

N°	Nom	Titre	Nbre de pages	Date parution
1345	FLANDRIN E LI H WEI B	A SUFFICIENT CONDITION FOR PANCYCLABILITY OF GRAPHS	16 PAGES	01/2003
1346	BARTH D BERTHOME P LAFORST C VIAL S	SOME EULERIAN PARAMETERS ABOUT PERFORMANCES OF A CONVERGENCE ROUTING IN A 2D-MESH NETWORK	30 PAGES	01/2003
1347	FLANDRIN E LI H MARCZYK A WOZNIAK M	A CHVATAL-ERDOS TYPE CONDITION FOR PANCYCLABILITY	12 PAGES	01/2003
1348	AMAR D FLANDRIN E GANCARZEWICZ G WOJDA A P	BIPARTITE GRAPHS WITH EVERY MATCHING IN A CYCLE	26 PAGES	01/2003
1349	FRAIGNIAUD P GAURON P	THE CONTENT-ADDRESSABLE NETWORK D2B	26 PAGES	01/2003
1350	FAIK T SACLE J F	SOME b-CONTINUOUS CLASSES OF GRAPH	14 PAGES	01/2003
1351	FAVARON O HENNING M A	TOTAL DOMINATION IN CLAW-FREE GRAPHS WITH MINIMUM DEGREE TWO	14 PAGES	01/2003
1352	HU Z LI H	WEAK CYCLE PARTITION INVOLVING DEGREE SUM CONDITIONS	14 PAGES	02/2003
1353	JOHNEN C TIXEUIL S	ROUTE PRESERVING STABILIZATION	28 PAGES	03/2003
1354	PETITJEAN E	DESIGNING TIMED TEST CASES FROM REGION GRAPHS	14 PAGES	03/2003
1355	BERTHOME P DIALLO M FERREIRA A	GENERALIZED PARAMETRIC MULTI-TERMINAL FLOW PROBLEM	18 PAGES	03/2003
1356	FAVARON O HENNING M A	PAIRED DOMINATION IN CLAW-FREE CUBIC GRAPHS	16 PAGES	03/2003
1357	JOHNEN C PETIT F TIXEUIL S	AUTO-STABILISATION ET PROTOCOLES RESEAU	26 PAGES	03/2003
1358	FRANOVA M	LA "FOLIE" DE BRUNELLESCHI ET LA CONCEPTION DES SYSTEMES COMPLEXES	26 PAGES	04/2003
1359	HERAULT T LASSAIGNE R MAGNIETTE F PEYRONNET S	APPROXIMATE PROBABILISTIC MODEL CHECKING	18 PAGES	01/2003
1360	HU Z LI H	A NOTE ON ORE-CONDITION AND CYCLE STRUCTURE	10 PAGES	04/2003
1361	DELAET S DUCOURTHIAL B TIXEUIL S	SELF-STABILIZATION WITH r-OPERATORS IN UNRELIABLE DIRECTED NETWORKS	24 PAGES	04/2003